




Network Box Adobe PDF Format Reporting

System Overview



The Adobe PDF file format is the world’s leading portable document format. Due to the superiority of the Adobe PDF format, Network Box now includes a state-of-the-art Adobe PDF format reporting system, built-into all of its new Network Box S-M-E systems. This move to the Adobe PDF format, allows for greatly enhanced document management and printing.

Fully Automated Periodic Reports

Most organizations which use Network Box systems require weekly reports, giving them a clear overview of what is happening at the gateway, between the Internet and their network.



However, these reports (some example pages are shown to the left) do not have to be sent out on a weekly basis, and can actually be sent out once a month, once a week or once a day, to meet differing clients’ requirements. A great amount of detail is included. Some examples include overall CPU, Disk and Workload summaries; network throughput, including Internet, Local and VPN metrics; and Firewall activity, including Hacker protection and Policy enforcement.



These reports even track the source location of attacking IP addresses, both for Firewall and IDP attacks, showing which part of the world (e.g. US, Sunnyvale) the attacking IP address is actually from.

Email is vital; yet most organizations do not know how many emails they send or receive, nor indeed fail to send, due to a variety of technical issues. Network Box PDF format reports offer IT Managers a very simple tool for monitoring both their

Incoming and Outgoing email statistics; with zero effort. And of course, full anti-virus, anti-SPAM, as well as content filtering details, are included as well. For improved monitoring, details are also split into “logical usage;” so that it is very easy to see how many viruses were blocked in emails, for example, as opposed to viruses blocked in web pages. As Network Box systems also fully support anti-virus scanning of FTP traffic, there is also a report of any blocked malware trying to enter via this route.

Not only are very detailed current statistics shown, but comparisons against previous time-frames are included. This means that an organization’s IT Management will automatically have a comprehensive “bird’s eye view” of their gateway activity; and can therefore make extremely informed decisions about their IT infrastructure, without needing lots of manual investigation.

Adobe PDF Format Reporting Technical Bullet Points:

The Adobe PDF Format reporting system built into each Network Box S-M-E system; can be setup to send reports monthly, weekly, daily or even hourly.

Included Information:

- **Network Box Unit Name, Activity Period Covered and Activity Occurred**
 - Number of Protection Level Updates
 - Number of Direct Maintenance Jobs.

 - **System Utilisation**
 - CPU Utilisation
 - Disk Utilisation
 - Workload Summary
 - **Network Throughput**
 - Internet
 - Local
 - VPN
 - Summary
 - **Network Box NOC Services**
 - Threat Signature Updates
 - Activity Summary
 - **Firewall**
 - Hacker Protection
 - Policy Enforcement
 - **IPS (Intrusion Protection System)**
 - Hacker Protection
 - Policy Enforcement
 - **Email**
 - Incoming
 - Number Scanned
 - Malware Blocked
 - Spam Blocked
 - Outgoing
 - Number Scanned
 - Malware Blocked
 - Spam Blocked
 - **Web Proxy**
 - Utilisation
 - Protection
 - Policy Enforcement
 - **FTP**
 - Protection
 - **Virtual Private Network**
 - IPSEC Connections
 - PPTP Connections
 - **System Utilisation**
 - Peak Time
 - Peak Period

There are very significant amounts of detail in the Adobe PDF format reports generated by Network Box S-M-E systems. It is also possible to further study information using the comprehensive Network Box GUI (Graphical User Interface), or by using SysLog systems.

This feature is a standard part of NBR3-3.0, and in current released packages. All new Network Box S-M-E systems come with this new technology, as of Q4 2006.